

The Great Arizona Puppet Theater presents . . .



Goldilocks and the Three Bears



Study Guide!

Who We Are

The Great Arizona Puppet Theater makes its home in Phoenix, Arizona. Established in 1983 we are Arizona's oldest professional puppet theater company. Our shows have been seen at our theater and at schools, libraries and festivals throughout the state. Most of the shows are written and directed by our Artistic Director, Nancy Smith, while all the puppets are designed by Ken Bonar. Together Nancy and Ken founded the theater and since then have created a repertoire of over fifty shows. Nancy and Ken still perform several of the shows in addition to company head puppeteer Gwen Bonar.

The Characters

Goldilocks
Mama Bear
Papa Bear
Baby Bear

The Show

Goldilocks is a little girl who, though she does have lovely curly golden hair, thinks an awful lot of herself. She doesn't care if her singing wakes the neighbor's baby. She can't understand why the other kids won't play with her after she bosses them around. And she really doesn't understand why she shouldn't enter into the bears home when they are off on a walk. Once inside she wrecks the house by eating all their porridge, breaking their furniture and sleeping in their beds. It's only when the bears come home and scare her away that Goldilocks learns her limits and begins to behave a bit better.

The Puppets

The puppets in "Goldilocks" are hand and rod puppets. They are made from Styrofoam that has been carved to be the body parts or "skeleton" of the puppet. The bodies were then covered with paper mache to seal, shape, and protect the carvings. Once the pieces were dry and sanded, the puppets were assembled and painted or covered with fake fur. Their clothes were custom made for their bodies and are similar in construction to doll clothes. Finally, their mouths on the rod puppets are operated by a spring and string mechanism that is moved by a trigger on the rod the puppeteer holds. Rods are attached to the hands to move the puppets arms.

Watching a Puppet Show

It's a good idea to remember how to be a good audience member before watching any live performance. Most children have seen more television shows and movies, and so need to be coached on proper audience behavior. Go over these pointers with students before seeing the puppet show so that they can get the most out of the experience.

1. The puppeteer needs the audience to sit and watch the show. Please do not yell out to the puppets during the show or talk to your neighbor. Some things are okay to do. If a puppet talks to you, you may answer, but quickly. If something is funny, please feel free to laugh, and at the end of the show the puppets love it if you clap your hands.
2. Please do not run up to the stage or the puppeteer unless they have invited you to do so. The puppets are very fragile and the puppeteer needs to be with you when looking at puppets.
3. Please do not eat or drink during the live performance so that the space stays neat and the sound of the food doesn't interfere with the show.

Arizona Arts Standards

The following activities for before and after the show correspond with the related Arts Standards. Use each activity to help your students explore our show while exploring all the standards.

- A1) Creating Art
- A2) Art in Context
- A3) Arts as Inquiry

ACTIVITIES FOR BEFORE THE SHOW

Discuss with students if they have heard the story of "Goldilocks?" What are some of the different endings? How might they end the story? (A3)

Have students discuss other puppet shows they have gone to or seen on television and in the movies.

What did the puppets look like? How did they move? (A3)

Ask students to talk about theater audience behavior. Discuss the difference between behavior in a live theater vs. behavior at home watching television or out at a movie theater. Why must our behavior be different when the show is "live?" (A2)

Have the students stand up and act out the story of "Goldilocks" in pantomime while you narrate the action. (A1)

ACTIVITIES FOR AFTER THE SHOW

Have students draw pictures of the puppet show. Have them share their pictures with the class describing the scene they have drawn and the characters in it. (A3)

Students can discuss what they thought about the performance. Which parts of the show did they like? Which parts did they not like? (A3)


Students can discuss what they think it would be like to be a puppeteer. Is this a job they would enjoy? What do they think are important things that a puppeteer can do? (A2)

Students can retell the story of "Goldilocks" by making simple finger puppets from the pattern provided in this study guide. You can also make a small finger puppet stage from a cardboard box. They can divide up into small groups and retell this classic fairytale. Allow the students to come up with a different ending for the show. (A1)




Students can send their pictures and letters to the Great Arizona Puppet Theater. We love to hear from our fans! (A3)

©Great Arizona Puppet Theater
302 West Latham St.
Phoenix, AZ 85003
602.262.2050
info@azpuppets.org





Goldilocks
and the
Three Bears



ask.

CUT OUT & SNIP SLOTS - SLIP ONE SLOT INTO
THE OTHER, CREATING A RING IN WHICH
TO SLIP FINGERS. SECURE W/
TAPE.

FINGER PUPPETS
© GREAT ARIZONA PUPPET THEATER